

ABSTRACT

This paper focuses on mitigating one of the most serious challenges of WiMAX systems which BER degradation. The reason for BER degradation can be attributed to the random nature of wireless channels, mobility of users causing Doppler Shifts and changing scenario of Interacting Objects (IOs). Since WiMAX uses multicarrier modulation like OFDM, hence it becomes impractical to expect a frequency flat nature of the wireless channel along the entire band of the frequency. The proposed technique presented in this paper utilizes the channel state information (CSI) of the channel to decide a threshold for multiple sub-carriers and suppress the ones whose strength is below the particular threshold. It has been shown that the proposed technique attains better results compared to conventional WiMAX systems.

Keywords: *WiMAX, Channel State Information (CSI), Signal to Noise Ratio (SNR), Bit Error Rate (BER), Probability of Error (P_e), Channel Sounding, Sub-Carrier Suppression.*

I. INTRODUCTION

Wired communication becomes infeasible in terms of cost, maintenance and complexity as the distance and number of users under consideration increases. It is very difficult to use wired communication over long distances which makes wireless communication necessary. The term 'wireless' is used for the telecommunication systems in which some form of energy is used to transfer information without the use of wires. In our day to day life wireless technology plays a very important role. WiMAX has evolved as the key choice for high speed broadband access rendering last mile connectivity. It utilizes OFDM to attain high data rates. The implementation of WiMAX through its block diagram is shown below.

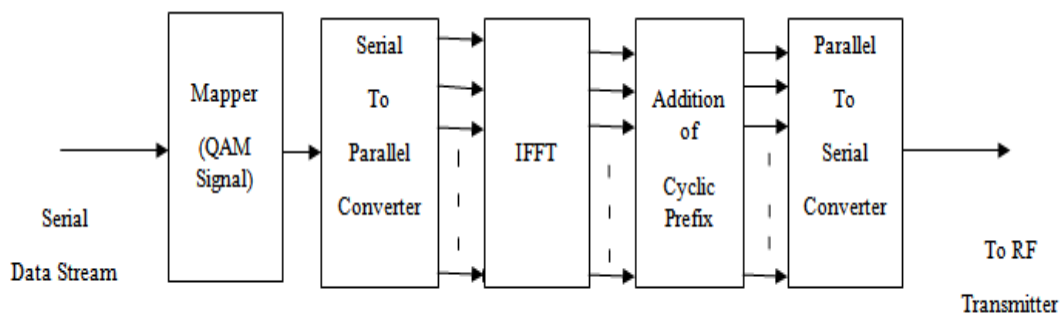


Fig.1 Block Diagram of WiMAX Transmitter

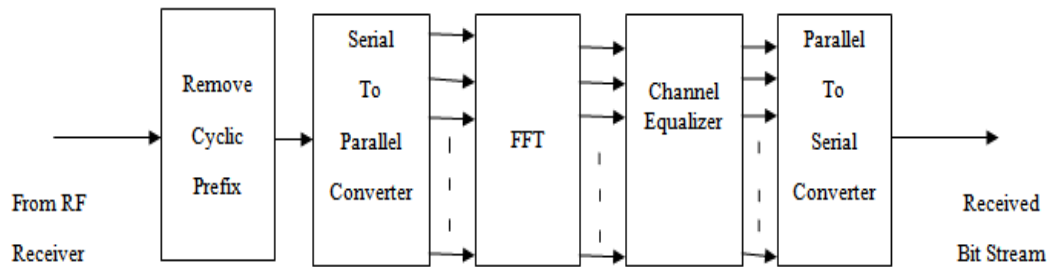


Fig.2 Block Diagram of WiMAX Receiver

The main features of IEEE 802.16/WiMAX technology are the following:

- (Carrier) frequency <11 GHz. For the moment, the frequency bands considered are 2.5 GHz, 3.5 GHz and 5.7GHz.
- OFDM. The 802.16 is (mainly) built with the Orthogonal Frequency Division Multiplexing (OFDM) transmission technique known for its high radio resource use efficiency.
- Data rates. A reasonable number is 10 Mb/s. Reports have given more ambitious figures going up to 70 Mb/s or even 100 Mb/s. These values would be in a very good state of the radio channel and for a very small cell capacity, making these values too optimistic for the moment.
- Distance. Up to 20 km, a little less for indoor equipments.

II. FREQUENCY SELECTIVE CHANNELS

Wireless channels suffer from the drawback of frequency selectivity as well as Doppler shifts due to mobile users. Distortions occur in the received signal due to non flat nature of the channel. An equalizer tries to estimate the channel transfer function and reverse its effects. The channel frequency response has to be necessarily flat to satisfy distortion less transmission but a practical channel never satisfies such a frequency flat nature. This causes some of the carriers in the system in getting suppressed by the wireless channel and thereby degrading the Signal to Noise Ratio (SNR) of those affected carriers. A direct consequence of the above is degraded BER performance of the system. A practical frequency selective channel is shown in figure.3

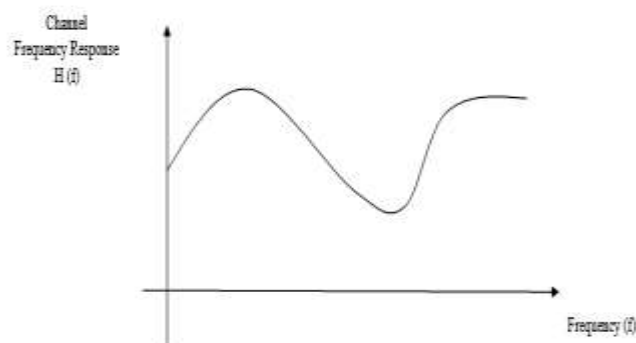


Fig.3 Frequency Response of a Practical Frequency Selective Channel

It can be clearly seen from the frequency response of the channel that the channel behaves differently for different frequencies.

III. PROPOSED SYSTEM

The methodology for the proposed system can be understood as:

Sub-Carrier Suppression using CSI of the channel:

Consider a discrete impulse response of the channel given by $h(n)$. We will obtain the frequency response of the channel using the FFT, i.e.

$$H(f) = \text{FFT}[h(n)] \quad (1)$$

A random binary message stream needs to be generated which would eventually modulate by the sub carriers to generate the composite signal.

Let the message signal be X_i , now the composite signal needs to be analyzed under three different cases:

1. The data bits are modulated by all the sub carriers those would be used for modulation. The strength sub carriers are different due to the frequency selective nature of the channel.
2. Sub carriers are categorized into two categories viz. good and poor sub carriers based on their strength. Sub carriers having strength greater than the average can be considered as good sub carriers while the ones having less strength are considered as poor sub carriers. Finally, poor sub carriers are suppressed and will not be utilized for modulation.
3. Modulated data by sub carriers are having constant strength which indicates an ideal channel of flat frequency response.

The output of the channel is obtained by convolving the composite signal with impulse response of the channel. This convolution is done for all the three cases discussed above. After convolution random sequence will be generated and random noise to be added to the signal when it is passed through the channel. In order to analyze the effect of these sub carriers at the output the scatter plots of the signals are obtained. The scatter plots can be analyzed on the basis of three types of signal i.e. the signals having high strength, average strength & weak strength.

The scatter plots depict the signaling points of the signal. In case of poor sub carriers, the scatter plots would show maximum deviation from the ideal signaling points, while the strong sub carriers would show minimum deviation from the ideal signaling points. The average sub carriers would show the deviations in between the two extremes.

Subsequently the received signal has to be obtained using

$$X'_i = \text{FFT}[x'(u)]$$

Finally, the BER or Probability of Error needs to be analyzed for three cases again i.e.

- 1) When all the sub carriers are utilized for modulation.
- 2) When poor sub carriers based on a threshold value are suppressed.
- 3) When all sub carriers are utilized for modulation and all the sub carriers have equal strength due to ideal nature of the channel.

It should be noted here that the BER Curve should fall the earliest for the ideal channel case since for the ideal channel, S/N would be highest among all the cases considering all the sub carriers. Although it's not a practical case exhibiting frequency selectivity of the channel, still it helps in a comparative analysis with the degradations with respect to a frequency selective channel.

The BER curve utilizing all non-ideal sub carriers should fall the slowest with respect to the SNR as some sub carriers would have extremely weak signal strength thus resulting into very low values of S/N. An earlier fall is expected from the system where poor sub carriers are suppressed since the sub carriers which have the least SNRs are not utilized for modulation. Thus the BER performance would not be as poor the above step. It is important to validate the results obtained from the graphs with the corresponding mathematical relation for BER. Coherent results are expected from the scatter plots and the BER curves.

During the entire process, we assume the channel to be quasi-static or Wide-Sense Stationary. But it is crucial to emit bursts of RF signals in the channel with a repetitive time period T_{rep} which should be less than the time before which the channel changes (\hat{T}). The condition can be described as

$$T_{\text{rep}} < \hat{T} \quad (2)$$

So the sounding can be described as



$$\tilde{s}(t) = \sum_{i=0}^t s(t - iT_{rep}) \text{ with } T_{rep} < \hat{T} \quad (3)$$

So, knowing the sub-channel gain, poor sub-carriers can be identified based on the minimal value of the acceptable of the system. If we do not make the distinction of the poor sub-carriers, then the overall performance of the WiMAX system would be dominated by the poor sub-carriers. So after identifying the poor sub-carriers, these subcarriers are suppressed (tone-suppression) to improve the BER performance of the system.

It is however interesting to note that the channels which are relevant here are wireless channels and the nature of which is random. Hence deterministic modeling of such channels is practically not possible and one has to resort to stochastic modeling for the same. Moreover due to the time varying nature of the channels, its necessary to update the channel state information with time so as to have a clear picture of the channel state. For achieving the aforesaid parameters, its necessary that the channel is sensed regularly and the sample of the channel impulse response in time domain or the sample of the channel frequency response in frequency domain needs to be constantly updated by designing a system which sample the system response in either time domain or frequency domain quicker than the channel changes its state.

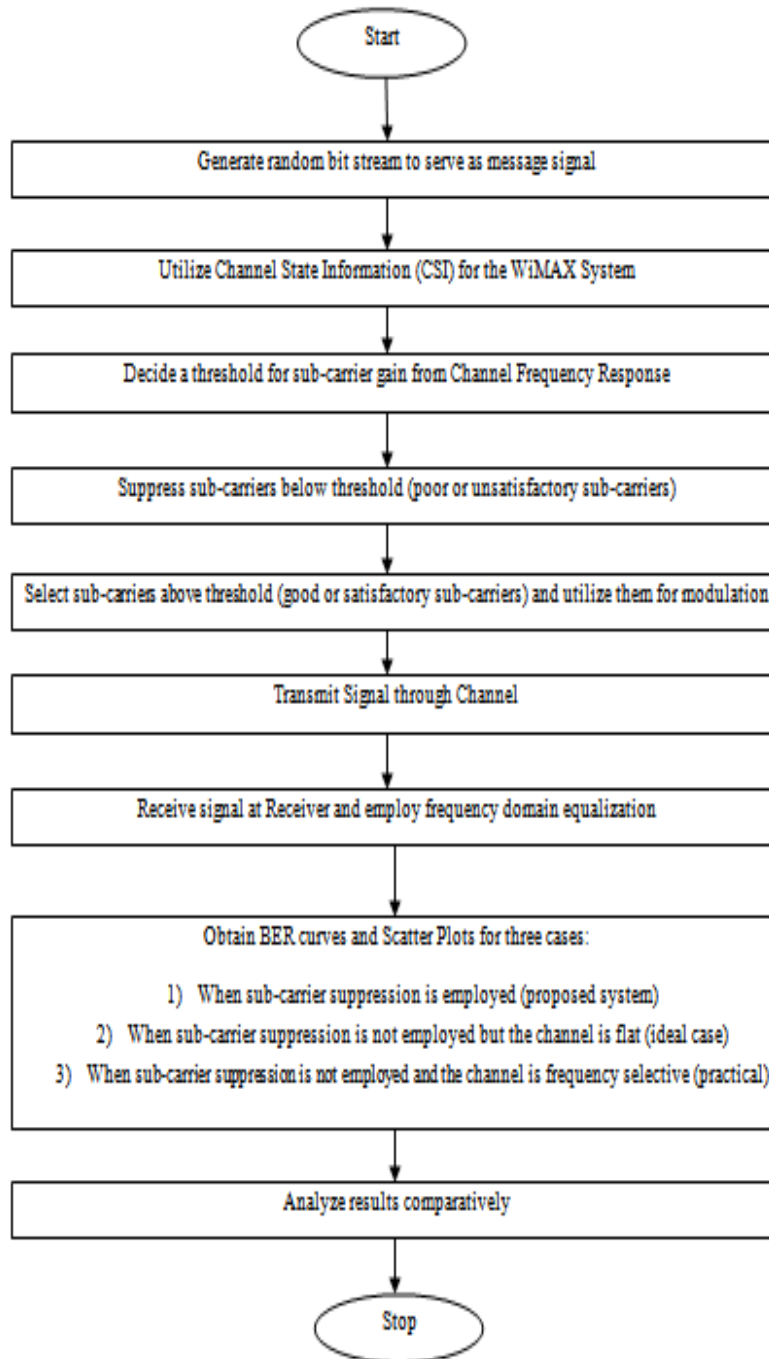


Fig.4 Flowchart of Proposed System

The proposed system would achieve a BER performance that can be compared with the BER performance of an ideal flat channel and a frequency selective channel which does not employ any technique. The probability of error is estimated under three cases:

1. When the channel is ideal:

$$\text{BER} = 3 Q \left(\sqrt{\frac{4 E_b}{5 N_o}} \right) \quad (4)$$

2. When all the sub-carriers are used for modulation:

$$\text{BER} = \frac{\text{Error in a bit}}{\text{Total no.of bits Transmitted}} \quad (5)$$

3. When poor sub-carriers or tones are suppressed among all sub carriers:

Let the strength of the sub carrier be defined as A and The sub carriers can be categorized as,

$$A \geq T \rightarrow \text{good subcarrier}$$

$$A < T \rightarrow \text{poor subcarrier}$$

IV. RESULTS

The tool used for simulating the proposed system is MATLAB (R2017a) because of the availability of in built mathematical functions. The obtained results are depicted sequentially.

The figure below depicts the sub-carrier gain of an ideal channel for WiMAX systems. It should be noted though that such a channel is practically non-existent and only a frequency selective channel exists practically.

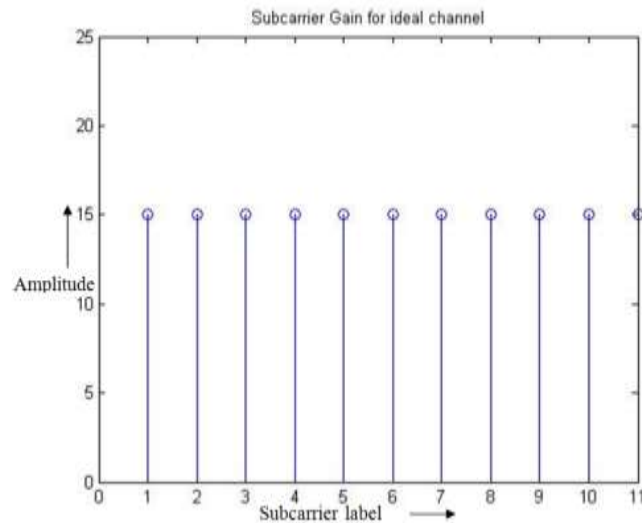


Fig.5 An Ideal Channel (FLAT)

The figure below depicts the sub-carrier gain of a practical (frequency selective) channel for WiMAX systems

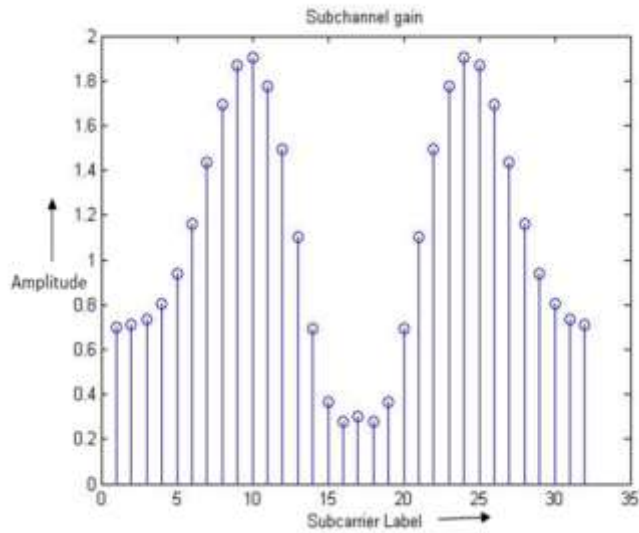


Fig.6 Non-Ideal Channel (Frequency Selective)

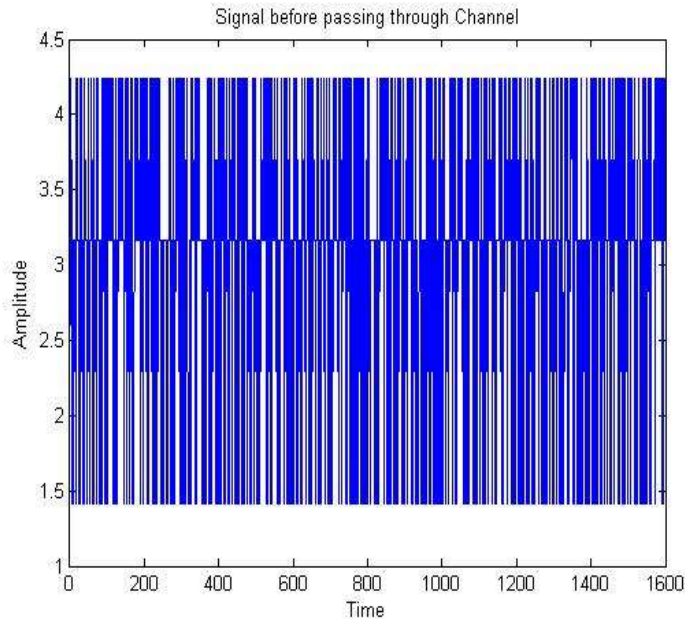


Fig.7 Original time-domain signal

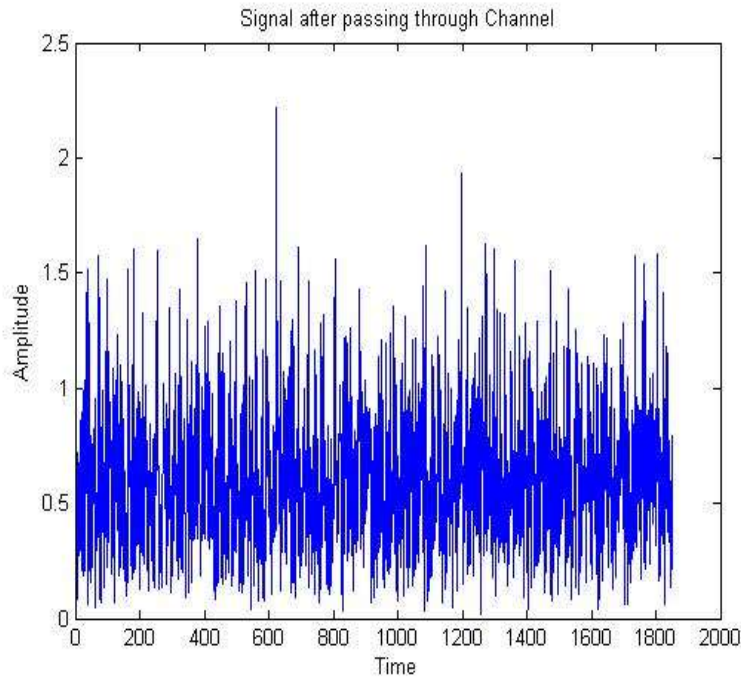


Fig.8 Time-domain signal after passing through frequency selective channel

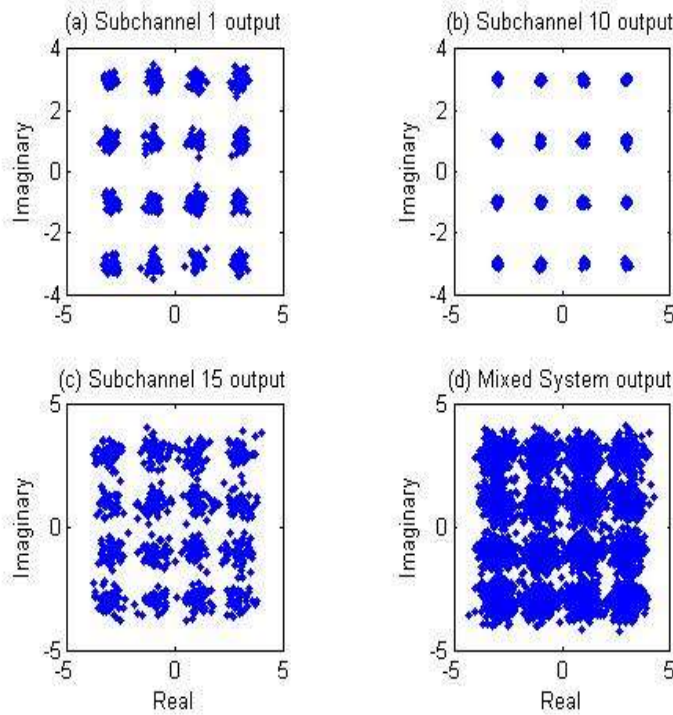


Fig.9 Obtained Scatter Plots for WiMAX System

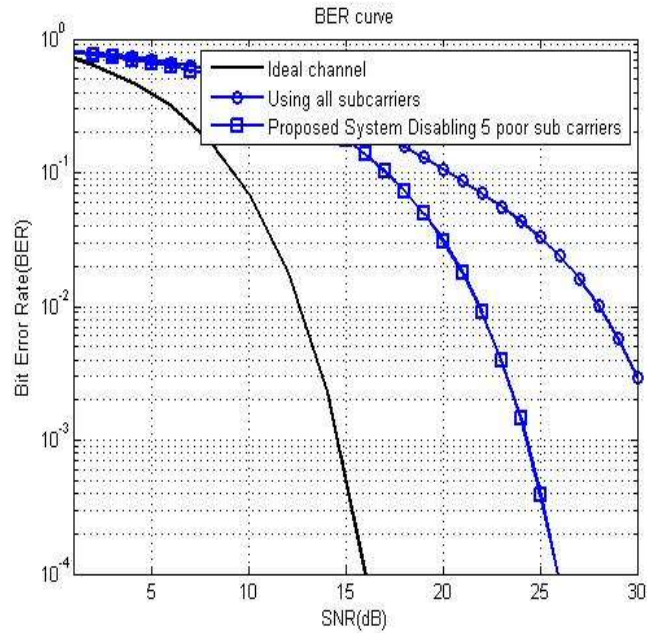


Figure9 Comparative BER Performance of WiMAX System

Table.1 Comparative BER Values

S.No	BER	Ideal Channel	Using all carriers(tones)	Proposed WiMAX System
1.	10 ⁻¹	9 dB	19 dB	15 dB
2.	10 ⁻²	12.5 dB	26 dB	24 dB
3.	10 ⁻³	14 dB	28 dB	25 dB

V. CONCLUSION

It can be concluded from the previous discussions and obtained results that the proposed system achieves better BER performance compared to the conventional WiMAX system because of sub carrier suppression below threshold. Here the chosen threshold has been chosen as 60% of the maximum sub-carrier gain of the channel. Finally it has been shown that the proposed system attains better BER performance compared to a conventional WiMAX system. The BER performance of the system is further validated through the scatter plots which indicate that the sub-carriers with higher strength show less deviation whereas the ones with lower strength shown more deviation from ideal

behavior. The overall scatter indicates that the unsatisfactory subcarriers dominate the overall system scatter and thus should be suppressed in order to improve the performance of the system.

REFERENCES

- [1] "A Review of OFDMA and Single-Carrier FDMA", Cristina Ciochina and Hikmet Sari, year 2010 IEEE.
- [2] "WiMAX Integrated Communications", REN-HUNG HWANG, WU-HSIAO HSU and WHAI-EN CHEN, year 2010 IEEE.
- [3] "New Timing Metric for the Frame Synchronization in WiMAX OFDMA Applications", Amin Azari and Said Nader Esfahani, year 2010 IEEE.
- [4] "BER Performance of Pilot-aided Channel Estimation in Mobile-WiMAX in the presence of Frame Synchronization Errors", Yong Su Lee, Young-il Kim, Won Ryu, Lee Ho Jin, Tae-Sik Kim and Whan Woo Kim, year 2011 IEEE.
- [5] "Link Budget Analysis and Field Experiments on Mobile WiMAX System in Azumino City", Yong Su Lee, Kenko Ota, Hideaki Matsue, Satoru Miyazawa, Satoshi Nanamatsu, Yukihiro Hirata, Akio Hasui, Masahiro Yamazaki, Takakazu Namera, Hiroshi Fukui, Matthew Harvey, Hajime Miyajima, Yoshiaki Yazawa, Yoshihiro Kainuma and Takuma Yui, year 2011 IEEE.
- [6] "Performance Analysis of WiMAX 802.16e Physical Layer Model", Mukesh Patidar, Rupesh dubey, Nitin kumar Jain, Sarita kulpariya, year 2012 IEEE.
- [7] "Second-Order Cyclostationarity of Mobile WiMAX and LTE OFDM Signals and Application to Spectrum Awareness in Cognitive Radio Systems", Ala'a Al-Habashna and Octavia A. Dobre, year 2012 IEEE.
- [8] "Effect of Cyclic Prefix on Data Rates in WiMAX System with Variation in Delay Vector, Gain Vector, Signal to Noise Ratio and Coding Rates for Different Modulation Techniques", Zeyad Moh. Elkwash, Nafaa M. Shebani, Mohammed A. Mjahed, AbdulHamid M. Masoud and Rabea M. Elmareymi, year 2013 IEEE.
- [9] "Coding Rates and MCS using Adaptive Modulation for WiMAX in OFDM Systems using GNU Radio", Lakshmi Boppana, Chandana N. Amanchi and Ravi Kishore Kodali, year 2013 IEEE.
- [10] "Adaptive Modulation Coding in MIMO-OFDM for WiMAX using GNU Radio", B. Siva Kumar Reddy and Lakshmi Boppana, year 2014 IEEE.
- [11] "A Physical Layer Simulation for WiMAX MIMO-OFDM System", Hadj Zerrouki and Mohammed Feham, year 2014 IEEE.
- [12] "Optimization of ber performance in the mimo-ofdma system for mobile WiMAX system using different equalization algorithms", Azlina Idris, Norhayati Abdullah, Nor Azlizan Hussein and Darmawaty Md Ali, year 2015 APRN journal.
- [13] "Wimax timing and frequency synchronization based on training sequence", Benzarti Majdil, Messaoudi Mohamed and Hasnaoui Salem, year 2015 IEEE.
- [14] "Performance Comparison of Different Modulation Schemes in Advanced Technologies WiMAX and LTE", Umang R. Mori, Parth M. Chandarana, Gunjan V. Gajjar and Shivakrishna dasi, year 2015 IEEE.
- [15] "Analysis of MIMO OFDM Based WiMAX System with LDPC", Monika Cheema and Sukanya A kulkarni, year 2015 IEEE.
- [16] "Performance evaluation of FFT-WiMAX against WHT-WiMAX over Rayleigh fading channel", Lavish Kansal, Vishal Sharma and Jagjit Singh, year 2016 Elsevier.
- [17] "BER performance of WIMAX system using wavelet packet modulation technique", Sayali R. Band, Megha S. Dorle and Dr. S. S. Dorle, year 2016 IEEE.
- [18] "BER Analysis of WiMAX on FSO", Goran T. Djordjevic, and Ivan B. Djordjevic, year 2016 IEEE.
- [19] "Performance Analysis of Mobile WiMax for Frequency Selective Fading Channel Models", Hardeep Kaur and M.L. Singh, year 2016 IEEE.
- [20] <https://www.dsprelated.com/showarticle/> A Beginners Guide to OFDM



- [21] Wireless Communication by Andreas Molisch, Wiley India
- [22] Signals and Systems by Simon Haykin, Wiley India
- [23] Contemporary Communication by Mesiya, Pearson India
- [24] <http://nptel.ac.in/courses/117104099/29>